

All parts are PCC manufactured replacements for specified brands.

## Still having trouble locating the right bucket?

If you were unable to find your exact bucket, we can build a replacement bucket to match your damaged one. Please take a few moments to fill out the worksheet below to help us build the correct bucket for you.

### 1. AERIAL MANLIFT:

Manufacturer \_\_\_\_\_ Model # \_\_\_\_\_ Mfg. Part # \_\_\_\_\_

### 2. DESIRED COLOR:

Our standard is white interior white exterior. Other colors available upon request at an additional charge.

Inside \_\_\_\_\_ Outside \_\_\_\_\_

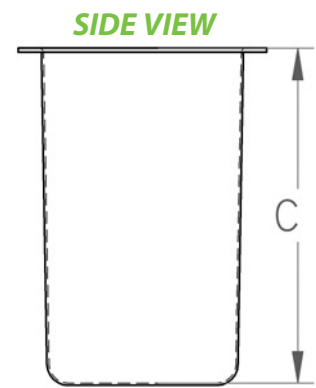
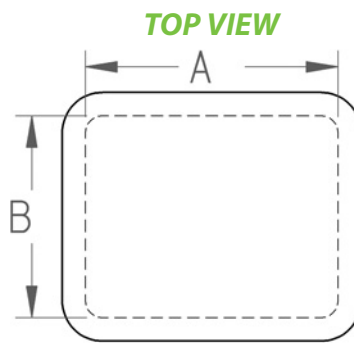
### 3. BUCKET SIZE:

A. Length \_\_\_\_\_

B. Width \_\_\_\_\_

C. Height \_\_\_\_\_

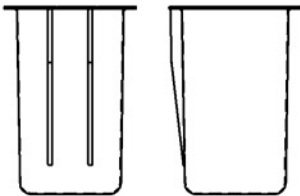
For LENGTH and WIDTH, measure inside dimensions at top. For HEIGHT, measure from bottom of inside to top lip.



### 4. MOUNT TYPE: (circle one)

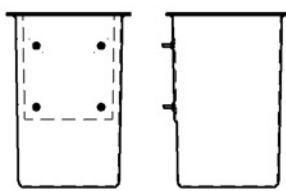
#### RIB MOUNT

Jump to question 5



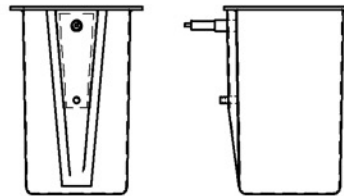
#### STUD MOUNT

Jump to question 6



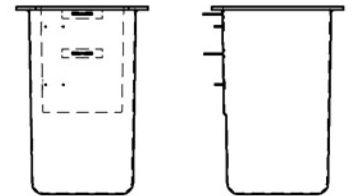
#### SHAFT MOUNT

Jump to question 7



#### OTHER MOUNT TYPES

Jump to question 8



### 5. RIB MOUNT:

A. Which dimension is critical? (check one)

- The interior of the ribs?  The exterior of the ribs?  Interior of one rib to the exterior of the other?

B. What is that critical dimension? \_\_\_\_\_

C. How far out do the ribs protrude from the wall of the bucket?

At the top? \_\_\_\_\_ At 24" from the top of the rib? \_\_\_\_\_

And, how long are they? \_\_\_\_\_

## CALL TO ORDER 1-800-747-9339

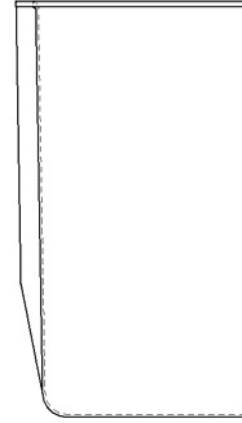
All parts are PCC manufactured replacements for specified brands.

## 5. RIB MOUNT:

D. Many customers prefer to drill the mounting holes in the ribs themselves. Do you wish to drill them yourself?

**YES** or **NO** (circle one)

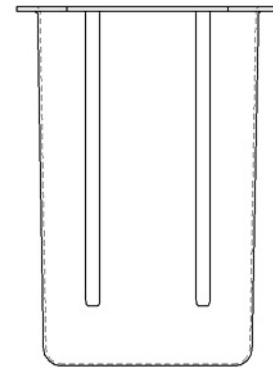
If NO and you wish for us to drill the holes, please use the diagram to the right to sketch hole size and location. If rib shape is different than what is shown, please sketch it as well.



E. Are there other items on the rib side, such as angles or studs for a guard?

**YES** or **NO** (circle one)

If YES, please use the diagram to the right to sketch dimension and location.



F. JUMP TO QUESTION 9.

## 6. STUD MOUNT:

A. Please sketch stud location on diagram



What is the stud diameter? \_\_\_\_\_

What is the type of thread? \_\_\_\_\_

What is the length of stud from bucket wall? \_\_\_\_\_

**MOUNT SIDE**


**SIDE VIEW**



B. Are there other items on the mount side, such as angles or studs for a guard?

**YES** or **NO** (circle one)

If YES, please use the diagram to the right to sketch dimension and location.



F. JUMP TO QUESTION 9.

**CALL TO ORDER 1-800-747-9339**

## 7. SHAFT MOUNT:

A. What type of shaft mount do you have? (Asplundh, Telsta, Aerial Lift of CT, Skyworker, etc.)

\_\_\_\_\_

B. If you have an Aerial Lift of CT, we require the clamp from your existing bucket.

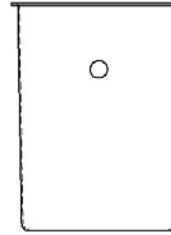
C. Are there other items on the mount side, such as angles or studs for a guard?

**YES** or **NO** (circle one)

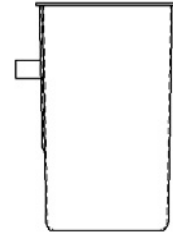
If YES, please use the diagram to the right to sketch dimension and location.

D. JUMP TO QUESTION 9.

**MOUNT SIDE**



**SIDE VIEW**



## 8. OTHER MOUNT TYPES:

A. Please sketch the mount and dimensions on the diagram to the right.

B. Are there other items on the mount side, such as angles or studs for a guard?

**YES** or **NO** (circle one)


If YES, please use the diagram to the right to sketch dimension and location.

F. JUMP TO QUESTION 9.

**MOUNT SIDE**



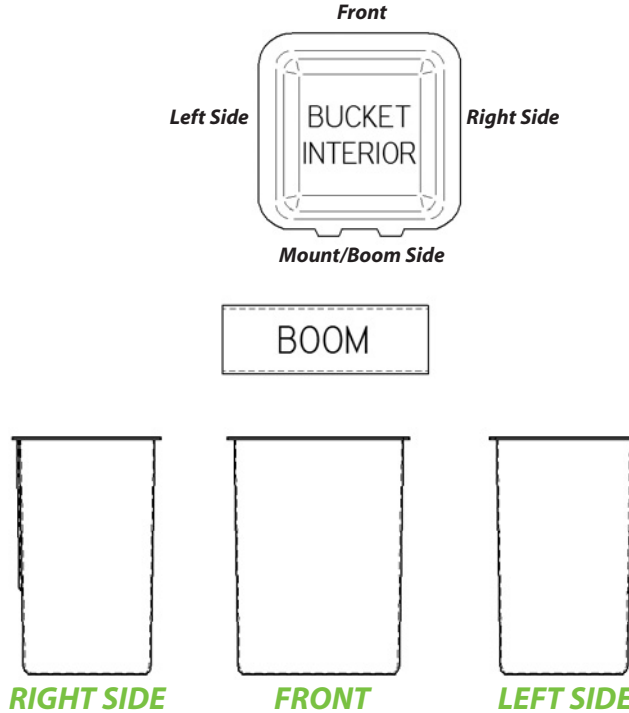
**SIDE VIEW**



All parts are PCC manufactured replacements for specified brands.

## 9. WHAT IS ON EACH SIDE OF THE BUCKET?

Picture yourself standing in the bucket with your back to the boom. Looking at each side of your bucket, please sketch the location and dimensions of any steps, control mounting, toe spaces, etc. on the diagrams below.



## 10. STEPS:

Do you need inside/outside step(s)? \_\_\_\_\_  
 (Keep in mind, if you use a liner there is no need for an inside step.)

## 11. WALK-THRU OR CRAWL-THRU:

Do you require a walk-thru or crawl-thru? (Telephone/cable buckets only)

A. **WALK-THRU** or **CRAWL-THRU** (circle one)

B. Door? **YES** or **NO** (circle one)

If YES, as you face the door from the outside, is the door hinge on the **LEFT** or **RIGHT**? (circle one)

## 12. EXTRAS:

Do you require any other extras that have not been covered to be added to your bucket?  
 (See page 21 of this catalog for a complete list of options)

---



---

**CALL TO ORDER 1-800-747-9339**